

Institution Information



Bureau for Private Postsecondary Education

Department of Consumer Affairs

2017 Annual Report

Program Data Workflow

(Printer Friendly Annual Report Instructions Document)
(https://www.bppe.ca.gov/annual_report/instructions.pdf)

2017 BPPE Annual Report - Program - Institution Data

Complete one 'Program Data' workflow (all applicable sections) for EACH educational program offered at the institution. If an institution offers the same program at the main location and a branch location, add the data together and submit one number for the program being reported.

1. Report Year *
2017

2. Institution Code *
Enter institutional code (main location)
5001211

3. Institution Name *
If a valid institution code is entered in question #2, the institution name will auto-populate. If not, enter manually.
Abrams College

Program Name

2017 BPPE Annual Report - Program - Program Name

Display Instructions for #4 - #6 (Toggle)

Checked

Instructions

(Printer Friendly Annual Report Instructions Document)

(https://www.bppe.ca.gov/annual_report/2016_annual_report.shtml)

4. Name of Program? Indicate the name of the program e.g., Business Administration, Cosmetology, Medical Assisting.

5. Degree/Program Level? Indicate the level of degree for the program you are entering, (e.g., Doctorate, Master, Bachelor, Associate, diploma/certificate or other.) If you indicate 'Other', please enter the Program Level in #5a.

6. Degree/Program Title? Indicate the title of the degree for the program you are entering e.g., Ph.D., Master of Science, Bachelor of Arts, Occupational Associate. If you indicate 'Other Doctorate', 'Other Master', 'Other Bachelor', 'Other Associate', or 'Other', please specify the Program Title in #6a.

4. Name of Program *

Emergency Medical Technician

5. Degree/Program Level *

Diploma/Certificate

6. Degree/Program Title *

Diploma/Certificate

Financial and Graduation

2017 BPPE Annual Report - Program - Financial Data and Graduation Rates

Display Instructions for #7 - #16 (Toggle)

Checked

Instructions

(Printer Friendly Annual Report Instructions Document)

(https://www.bppe.ca.gov/annual_report/2016_annual_report.shtml)

7. Number of Degrees or Diplomas Awarded? Indicate the number of students

receiving a degree or diploma for this program during the reporting year.

8. Total Charges for this program? Indicate the total charges for a student to complete the program within 100% of the program length. If the total charges fluctuated during the reporting year, indicate the highest amount charged for this program during the reporting year. Total charges include all amounts paid for the program. It includes books, uniforms or other charges if those charges are for costs that are required for participation in the educational program.

9. The percentage of enrolled students in 2016 receiving federal student loans to pay for this program. Indicate the percentage of students enrolled in this program who received federal student loans to pay for this program. Divide the total number of students enrolled in this program, who received federal student loans to pay for this program, by the total number of students enrolled in this program.

10. The percentage of graduates in 2016 who took out federal student loans to pay for this program. Indicate the percentage of graduates from this program, who received federal student loans to pay for this program. Divide the total number of 2016 graduates from this program, who took out federal student loans to pay for this program, by the total number of 2016 graduates from this program.

11. Number of Students Who Began the Program? Indicate the number of students who began the program who are scheduled to complete the program in the year being reported, exclude all students who cancelled during the cancellation period, 5 CCR §74112(d)(1). If the institution has a main campus with branches and/or satellites provide the total number enrolled at all locations.

12. Students Available for Graduation? Indicate the number of students available for graduation for the program being reported. This number should be the number of students who began the program (#11 above) minus the number of students who have died, been incarcerated or been called to active military duty (CEC §94928(f) & (g)).

13. On-time Graduates? Of the students available for graduation (#12 above), indicate the number of students who completed the program within 100% of the published program period within the calendar year being reported (5 CCR §74112(d) (2)).

14. Completion Rate? Indicate the number of graduates (from #13 above) divided by the number of students available for graduation (#12 above). **A "rate" is a percentage and should never be more than 100%** (CEC §94929(a), 94928(f) & (g), and 5 CCR §74112(h)).

15. 150% Completion Rate? If the institution tracks 150% completion rate, indicate the number of students who completed the program in the reported calendar year within 150% of the published program length, including on-time graduates, divided by the number of students available for graduation (#12 above). **A "rate" is a percentage and should never be more than 100%** (5 CCR §74112(h)(I)).

16. Is the above data taken from the Integrated Postsecondary Education Data System (IPEDS) of the United States Department of Education? Indicate "yes" if the information was taken from the data that was reported to IPEDS; Indicate "no" if it was not. If this institution does not participate in Title IV financial aid programs it most likely does not report to IPEDS.

7. Number of Degrees or Diplomas
Awarded *
If none, indicate "0".
164

8. Total Charges for this Program *
\$1,345.00

9. The percentage of enrolled
students in 2017 receiving federal
student loans to pay for this
program *
0

10. The percentage of graduates in
2017 who took out federal student
loans to pay for this program *
0

11. Number of Students Who
Began the Program *
If none, indicate "0".
180

12. Number of Students Available
for Graduation *
If none, indicate "0".
180

13. Number of On-time Graduates
*
If none, indicate "0".
164

14. Completion Rate *
This is a calculated field based on
#12 and #13.
91.11111

15. 150% Completion Rate
0

16. Is the above data taken from the Integrated Postsecondary Education Data System
(IPEDS) of the United States Department of Education? *
No

Placement Data

2017 BPPE Annual Report - Program - Placement Data

Display Instructions for #17 - #21 (Toggle)
Not Checked

17. Graduates Available for
Employment *
If none, indicate "0".

18. Graduates Employed in the
Field *
If none, indicate "0".

19. Placement Rate
This is a calculated field based on
#17 and #18.
0

20. Graduates employed in the field...

20a. 20 to 29 hours per week *
If none, indicate "0".

20b. at least 30 hours per week *
If none, indicate "0".

21. Indicate the number of graduates employed...

21a. In a single position in the field of study *
If none, indicate "0".

21b. In concurrent aggregated positions in the field of
study (2 or more positions at the same time) *
If none, indicate "0".

21c. Freelance/self-employed *
If none, indicate "0".

21d. By the institution or an employer owned by the
institution, or an employer who shares ownership
with the institution *
If none, indicate "0".

Exam Passage Rate

2017 BPPE Annual Report - Program - Exam Passage Rate

Display Instructions for #22 (Toggle)

Not Checked

22. Does this educational program lead to an occupation that requires State licensing?
*

Salary Data

2017 BPPE Annual Report - Program - Salary Data

Display Instructions for #39-41 (Toggle)

Not Checked

39. Graduates Available for Employment

This field is auto-populated based on your entry in #17.

0

40. Graduates Employed in the Field

This field is auto-populated based on your entry in #18.

0

41. Graduates Employed in the Field Reported receiving the following Salary or Wage:

For graduates employed in the field, indicate their salaries/earnings below. If there are none in any specific range, indicate "0."

\$0 - \$5,000 *	\$5,001 - \$10,000 *
\$10,001 - \$15,000 *	\$15,001 - \$20,000 *
\$20,001 - \$25,000 *	\$25,001 - \$30,000 *
\$30,001 - \$35,000 *	\$35,001 - \$40,000 *
\$40,001 - \$45,000 *	\$45,001 - \$50,000 *
\$50,001 - \$55,000 *	\$55,001 - \$60,000 *
\$60,001 - \$65,000 *	\$65,001 - \$70,000 *
\$70,001 - \$75,000 *	\$75,001 - \$80,000 *
\$80,001 - \$85,000 *	\$85,001 - \$90,000 *
\$90,001 - \$95,000 *	\$95,001 - \$100,000 *
Over \$100,000 *	

Institution Information



Bureau for Private Postsecondary Education

Department of Consumer Affairs

2017 Annual Report

Program Data Workflow

(Printer Friendly Annual Report Instructions Document)
(https://www.bppe.ca.gov/annual_report/instructions.pdf)

2017 BPPE Annual Report - Program - Institution Data

Complete one 'Program Data' workflow (all applicable sections) for EACH educational program offered at the institution. If an institution offers the same program at the main location and a branch location, add the data together and submit one number for the program being reported.

1. Report Year *
2017

2. Institution Code *
Enter institutional code (main location)
5001211

3. Institution Name *
If a valid institution code is entered in question #2, the institution name will auto-populate. If not, enter manually.
Abrams College

Program Name

2017 BPPE Annual Report - Program - Program Name

Display Instructions for #4 - #6 (Toggle)

Checked

Instructions

(Printer Friendly Annual Report Instructions Document)

(https://www.bppe.ca.gov/annual_report/2016_annual_report.shtml)

4. Name of Program? Indicate the name of the program e.g., Business Administration, Cosmetology, Medical Assisting.

5. Degree/Program Level? Indicate the level of degree for the program you are entering, (e.g., Doctorate, Master, Bachelor, Associate, diploma/certificate or other.) If you indicate 'Other', please enter the Program Level in #5a.

6. Degree/Program Title? Indicate the title of the degree for the program you are entering e.g., Ph.D., Master of Science, Bachelor of Arts, Occupational Associate. If you indicate 'Other Doctorate', 'Other Master', 'Other Bachelor', 'Other Associate', or 'Other', please specify the Program Title in #6a.

4. Name of Program *

Emergency Medical Technician

5. Degree/Program Level *

Diploma/Certificate

6. Degree/Program Title *

Diploma/Certificate

Financial and Graduation

2017 BPPE Annual Report - Program - Financial Data and Graduation Rates

Display Instructions for #7 - #16 (Toggle)

Checked

Instructions

(Printer Friendly Annual Report Instructions Document)

(https://www.bppe.ca.gov/annual_report/2016_annual_report.shtml)

7. Number of Degrees or Diplomas Awarded? Indicate the number of students

receiving a degree or diploma for this program during the reporting year.

8. Total Charges for this program? Indicate the total charges for a student to complete the program within 100% of the program length. If the total charges fluctuated during the reporting year, indicate the highest amount charged for this program during the reporting year. Total charges include all amounts paid for the program. It includes books, uniforms or other charges if those charges are for costs that are required for participation in the educational program.

9. The percentage of enrolled students in 2016 receiving federal student loans to pay for this program. Indicate the percentage of students enrolled in this program who received federal student loans to pay for this program. Divide the total number of students enrolled in this program, who received federal student loans to pay for this program, by the total number of students enrolled in this program.

10. The percentage of graduates in 2016 who took out federal student loans to pay for this program. Indicate the percentage of graduates from this program, who received federal student loans to pay for this program. Divide the total number of 2016 graduates from this program, who took out federal student loans to pay for this program, by the total number of 2016 graduates from this program.

11. Number of Students Who Began the Program? Indicate the number of students who began the program who are scheduled to complete the program in the year being reported, exclude all students who cancelled during the cancellation period, 5 CCR §74112(d)(1). If the institution has a main campus with branches and/or satellites provide the total number enrolled at all locations.

12. Students Available for Graduation? Indicate the number of students available for graduation for the program being reported. This number should be the number of students who began the program (#11 above) minus the number of students who have died, been incarcerated or been called to active military duty (CEC §94928(f) & (g)).

13. On-time Graduates? Of the students available for graduation (#12 above), indicate the number of students who completed the program within 100% of the published program period within the calendar year being reported (5 CCR §74112(d)(2)).

14. Completion Rate? Indicate the number of graduates (from #13 above) divided by the number of students available for graduation (#12 above). **A "rate" is a percentage and should never be more than 100%** (CEC §94929(a), 94928(f) & (g), and 5 CCR §74112(h)).

15. 150% Completion Rate? If the institution tracks 150% completion rate, indicate the number of students who completed the program in the reported calendar year within 150% of the published program length, including on-time graduates, divided by the number of students available for graduation (#12 above). **A "rate" is a percentage and should never be more than 100%** (5 CCR §74112(h)(l)).

16. Is the above data taken from the Integrated Postsecondary Education Data System (IPEDS) of the United States Department of Education? Indicate "yes" if the information was taken from the data that was reported to IPEDS; Indicate "no" if it was not. If this institution does not participate in Title IV financial aid programs it most likely does not report to IPEDS.

7. Number of Degrees or Diplomas

Awarded *

If none, indicate "0".

164

8. Total Charges for this Program *

\$1,345.00

9. The percentage of enrolled students in 2017 receiving federal student loans to pay for this program *

0

10. The percentage of graduates in 2017 who took out federal student loans to pay for this program *

0

11. Number of Students Who

Began the Program *

If none, indicate "0".

180

12. Number of Students Available for Graduation *

If none, indicate "0".

180

13. Number of On-time Graduates

*

If none, indicate "0".

164

14. Completion Rate *

This is a calculated field based on #12 and #13.

91.11111

15. 150% Completion Rate

0

16. Is the above data taken from the Integrated Postsecondary Education Data System (IPEDS) of the United States Department of Education? *

No

Placement Data

2017 BPPE Annual Report - Program - Placement Data

Display Instructions for #17 - #21 (Toggle)

Checked

Instructions

(Printer Friendly Annual Report Instructions Document)

https://www.bppe.ca.gov/annual_report/2016_annual_report.shtml

CEC § 94929.5 requires institution report placement data for every program that is designed or advertised to lead to a particular career, or advertised or promoted with any claim regarding job placement.

17. Graduates Available for Employment? Indicate the number of individuals awarded a degree, diploma or certificate in the 2016 reporting year minus the number of graduates that either died, became incarcerated, were called to active military duty, were international students that left the United States or did not have a visa allowing employment in the United States or, are continuing their education in an accredited or bureau-approved postsecondary institution (CEC §94928(d) & (f)).

18. Graduates Employed in the Field? Number of graduates, (#17 above) who are gainfully employed in a single position for which the institution represents the program prepares its graduates within six months after a student completes the applicable educational program. For occupations for which the state requires passing an examination, the period of employment shall begin within six months of the announcement of the examination results for the first examination available after a student completes an applicable educational program (CEC §94928(e)).

19. Placement Rate? Indicate the number of graduates employed in the field (#18 above) divided by the number of graduates available for employment (#17 above.) **A "rate" is a percentage and should never be more than 100%** (5 CCR §74112(i) (4)).

17. Graduates Available for
Employment *
If none, indicate "0".
120

18. Graduates Employed in the
Field *
If none, indicate "0".
64

19. Placement Rate
This is a calculated field based on
#17 and #18.
53.33333

20. Graduates employed in the field...

20a. 20 to 29 hours per week *
If none, indicate "0".
8

20b. at least 30 hours per week *
If none, indicate "0".
49

21. Indicate the number of graduates employed...

21a. In a single position in the field of study *
If none, indicate "0".

61

21b. In concurrent aggregated positions in the field of
study (2 or more positions at the same time) *
If none, indicate "0".

3

21c. Freelance/self-employed *
If none, indicate "0".

1

21d. By the institution or an employer owned by the
institution, or an employer who shares ownership
with the institution *
If none, indicate "0".

2

Exam Passage Rate

2017 BPPE Annual Report - Program - Exam Passage Rate

Display Instructions for #22 (Toggle)

Checked

Instructions

(Printer Friendly Annual Report Instructions Document)
(https://www.bppe.ca.gov/annual_report/2016_annual_report.shtml)

CEC §94929.5(a)(2) requires the institution to report two years of exam passage data for graduates taking the exam for the first time that the examination is available after completion of the educational program. The exam passage data should be as reported by the appropriate state agency.

5 CCR §74112(j) requires the institution to collect the exam passage data directly from its graduates if the exam passage data is not available from the licensing agency.

22. Does this educational program lead to an occupation that requires State licensing? If "Yes" please enter the name of the licensing entity that licenses this field. If "No", you may skip to "Salary Data".

22a. Do graduates have the option or requirement for more than one type of State licensing exam? If "Yes" provide the name(s) of the other licensing exam options or requirements.

22. Does this educational program lead to an occupation that requires State licensing?

*

Yes

You have indicated "Yes" for question #22, please complete #22a below and the following screens with the required Exam Passage Rate data for 2016 and 2017. (Two years of data is required.)

22a. Do graduates have the option or requirement for more than one type of licensing State exam? *

No

Exam Passage Rate - Year 1

2017 BPPE Annual Report - Program - Exam Passage Rate Data - 2017

Display Instructions for #23-30 (Toggle)

Not Checked

23. Name of the State licensing entity that licenses this field *

24. Name of State Exam *

25. Number of Graduates Taking State Exam *
If none, indicate "0".

26. Number Who Passed the State Exam *
If none, indicate "0".

27. Number Who Failed the State Exam
This is a calculated field based on #25 and #26.

0

28. Passage Rate

This is a calculated field based on #25 and #26.

0

29. Is this data from the State

licensing agency that administered
the exam? *

Exam Passage Rate - Year 2

2017 BPPE Annual Report - Program - Exam Passage Rate Data - 2016

Display Instructions for #31-38 (Toggle)

Not Checked

31. Name of the State licensing entity that licenses
this field *

32. Name of State Exam *

33. Number of Graduates Taking State Exam *
If none, indicate "0".

34. Number Who Passed the State Exam *
If none, indicate "0".

35. Number Who Failed the State Exam
This is a calculated field based on #33 and #34.
0

36. Passage Rate
This is a calculated field based on #33 and #34.
0

37. Is this data from the State licensing agency that
administered the State exam? *

Salary Data

2017 BPPE Annual Report - Program - Salary Data

Display Instructions for #39-41 (Toggle)

Not Checked

39. Graduates Available for Employment

This field is auto-populated based on your entry in #17.

120

40. Graduates Employed in the Field

This field is auto-populated based on your entry in #18.

64

41. Graduates Employed in the Field Reported receiving the following Salary or Wage:

For graduates employed in the field, indicate their salaries/earnings below. **If there are none in any specific range, indicate "0."**

\$0 - \$5,000 *

\$5,001 - \$10,000 *

\$10,001 - \$15,000 *

\$15,001 - \$20,000 *

\$20,001 - \$25,000 *

\$25,001 - \$30,000 *

\$30,001 - \$35,000 *

\$35,001 - \$40,000 *

\$40,001 - \$45,000 *

\$45,001 - \$50,000 *

\$50,001 - \$55,000 *

\$55,001 - \$60,000 *

\$60,001 - \$65,000 *

\$65,001 - \$70,000 *

\$70,001 - \$75,000 *

\$75,001 - \$80,000 *

\$80,001 - \$85,000 *

\$85,001 - \$90,000 *

\$90,001 - \$95,000 *

\$95,001 - \$100,000 *

Over \$100,000 *

Institution Information



Bureau for Private Postsecondary Education

Department of Consumer Affairs

2017 Annual Report

Program Data Workflow

(Printer Friendly Annual Report Instructions Document)
(https://www.bppe.ca.gov/annual_report/instructions.pdf)

2017 BPPE Annual Report - Program - Institution Data

Complete one 'Program Data' workflow (all applicable sections) for EACH educational program offered at the institution. If an institution offers the same program at the main location and a branch location, add the data together and submit one number for the program being reported.

1. Report Year *
2017

2. Institution Code *
Enter institutional code (main location)
5001211

3. Institution Name *
If a valid institution code is entered in question #2, the institution name will auto-populate. If not, enter manually.
Abrams College

Program Name

2017 BPPE Annual Report - Program - Program Name

Display Instructions for #4 - #6 (Toggle)

Checked

Instructions

(Printer Friendly Annual Report Instructions Document)

(https://www.bppe.ca.gov/annual_report/2016_annual_report.shtml)

4. Name of Program? Indicate the name of the program e.g., Business Administration, Cosmetology, Medical Assisting.

5. Degree/Program Level? Indicate the level of degree for the program you are entering, (e.g., Doctorate, Master, Bachelor, Associate, diploma/certificate or other.) If you indicate 'Other', please enter the Program Level in #5a.

6. Degree/Program Title? Indicate the title of the degree for the program you are entering e.g., Ph.D., Master of Science, Bachelor of Arts, Occupational Associate. If you indicate 'Other Doctorate', 'Other Master', 'Other Bachelor', 'Other Associate', or 'Other', please specify the Program Title in #6a.

4. Name of Program *

Emergency Medical Technician

5. Degree/Program Level *

Diploma/Certificate

6. Degree/Program Title *

Diploma/Certificate

Financial and Graduation

2017 BPPE Annual Report - Program - Financial Data and Graduation Rates

Display Instructions for #7 - #16 (Toggle)

Checked

Instructions

(Printer Friendly Annual Report Instructions Document)

(https://www.bppe.ca.gov/annual_report/2016_annual_report.shtml)

7. Number of Degrees or Diplomas Awarded? Indicate the number of students

receiving a degree or diploma for this program during the reporting year.

8. Total Charges for this program? Indicate the total charges for a student to complete the program within 100% of the program length. If the total charges fluctuated during the reporting year, indicate the highest amount charged for this program during the reporting year. Total charges include all amounts paid for the program. It includes books, uniforms or other charges if those charges are for costs that are required for participation in the educational program.

9. The percentage of enrolled students in 2016 receiving federal student loans to pay for this program. Indicate the percentage of students enrolled in this program who received federal student loans to pay for this program. Divide the total number of students enrolled in this program, who received federal student loans to pay for this program, by the total number of students enrolled in this program.

10. The percentage of graduates in 2016 who took out federal student loans to pay for this program. Indicate the percentage of graduates from this program, who received federal student loans to pay for this program. Divide the total number of 2016 graduates from this program, who took out federal student loans to pay for this program, by the total number of 2016 graduates from this program.

11. Number of Students Who Began the Program? Indicate the number of students who began the program who are scheduled to complete the program in the year being reported, exclude all students who cancelled during the cancellation period, 5 CCR §74112(d)(1). If the institution has a main campus with branches and/or satellites provide the total number enrolled at all locations.

12. Students Available for Graduation? Indicate the number of students available for graduation for the program being reported. This number should be the number of students who began the program (#11 above) minus the number of students who have died, been incarcerated or been called to active military duty (CEC §94928(f) & (g)).

13. On-time Graduates? Of the students available for graduation (#12 above), indicate the number of students who completed the program within 100% of the published program period within the calendar year being reported (5 CCR §74112(d) (2)).

14. Completion Rate? Indicate the number of graduates (from #13 above) divided by the number of students available for graduation (#12 above). **A "rate" is a percentage and should never be more than 100%** (CEC §94929(a), 94928(f) & (g), and 5 CCR §74112(h)).

15. 150% Completion Rate? If the institution tracks 150% completion rate, indicate the number of students who completed the program in the reported calendar year within 150% of the published program length, including on-time graduates, divided by the number of students available for graduation (#12 above). **A "rate" is a percentage and should never be more than 100%** (5 CCR §74112(h)(I)).

16. Is the above data taken from the Integrated Postsecondary Education Data System (IPEDS) of the United States Department of Education? Indicate "yes" if the information was taken from the data that was reported to IPEDS; Indicate "no" if it was not. If this institution does not participate in Title IV financial aid programs it most likely does not report to IPEDS.

7. Number of Degrees or Diplomas
Awarded *
If none, indicate "0".
164

8. Total Charges for this Program *
\$1,345.00

9. The percentage of enrolled
students in 2017 receiving federal
student loans to pay for this
program *
0

10. The percentage of graduates in
2017 who took out federal student
loans to pay for this program *
0

11. Number of Students Who
Began the Program *
If none, indicate "0".
180

12. Number of Students Available
for Graduation *
If none, indicate "0".
180

13. Number of On-time Graduates
*
If none, indicate "0".
164

14. Completion Rate *
This is a calculated field based on
#12 and #13.
91.11111

15. 150% Completion Rate
0

16. Is the above data taken from the Integrated Postsecondary Education Data System
(IPEDS) of the United States Department of Education? *
No

Placement Data

2017 BPPE Annual Report - Program - Placement Data

Display Instructions for #17 - #21 (Toggle)
Checked

Instructions

(Printer Friendly Annual Report Instructions Document)
(https://www.bppe.ca.gov/annual_report/2016_annual_report.shtml)

CEC § 94929.5 requires institution report placement data for every program that is designed or advertised to lead to a particular career, or advertised or promoted with any claim regarding job placement.

17. Graduates Available for Employment? Indicate the number of individuals awarded a degree, diploma or certificate in the 2016 reporting year minus the number of graduates that either died, became incarcerated, were called to active military duty, were international students that left the United States or did not have a visa allowing employment in the United States or, are continuing their education in an accredited or bureau-approved postsecondary institution (CEC §94928(d) & (f)).

18. Graduates Employed in the Field? Number of graduates, (#17 above) who are gainfully employed in a single position for which the institution represents the program prepares its graduates within six months after a student completes the applicable educational program. For occupations for which the state requires passing an examination, the period of employment shall begin within six months of the announcement of the examination results for the first examination available after a student completes an applicable educational program (CEC §94928(e)).

19. Placement Rate? Indicate the number of graduates employed in the field (#18 above) divided by the number of graduates available for employment (#17 above.) **A "rate" is a percentage and should never be more than 100%** (5 CCR §74112(i) (4)).

17. Graduates Available for
Employment *
If none, indicate "0".
120

18. Graduates Employed in the
Field *
If none, indicate "0".
64

19. Placement Rate
This is a calculated field based on
#17 and #18.
53.33333

20. Graduates employed in the field...

20a. 20 to 29 hours per week *
If none, indicate "0".
8

20b. at least 30 hours per week *
If none, indicate "0".
49

21. Indicate the number of graduates employed...

21a. In a single position in the field of study *
If none, indicate "0".

61

21b. In concurrent aggregated positions in the field of
study (2 or more positions at the same time) *
If none, indicate "0".

3

21c. Freelance/self-employed *
If none, indicate "0".

1

21d. By the institution or an employer owned by the
institution, or an employer who shares ownership
with the institution *
If none, indicate "0".

2

Exam Passage Rate

2017 BPPE Annual Report - Program - Exam Passage Rate

Display Instructions for #22 (Toggle)

Checked

Instructions

(Printer Friendly Annual Report Instructions Document)
(https://www.bppe.ca.gov/annual_report/2016_annual_report.shtml)

CEC §94929.5(a)(2) requires the institution to report two years of exam passage data for graduates taking the exam for the first time that the examination is available after completion of the educational program. The exam passage data should be as reported by the appropriate state agency.

5 CCR §74112(j) requires the institution to collect the exam passage data directly from its graduates if the exam passage data is not available from the licensing agency.

22. Does this educational program lead to an occupation that requires State licensing? If "Yes" please enter the name of the licensing entity that licenses this field. If "No", you may skip to "Salary Data".

22a. Do graduates have the option or requirement for more than one type of State licensing exam? If "Yes" provide the name(s) of the other licensing exam options or requirements.

22. Does this educational program lead to an occupation that requires State licensing?

*

Yes

You have indicated "Yes" for question #22, please complete #22a below and the following screens with the required Exam Passage Rate data for 2016 and 2017. (Two years of data is required.)

22a. Do graduates have the option or requirement for more than one type of licensing State exam? *

No

Exam Passage Rate - Year 1

2017 BPPE Annual Report - Program - Exam Passage Rate Data - 2017

Display Instructions for #23-30 (Toggle)

Checked

Instructions

(Printer Friendly Annual Report Instructions Document)

(https://www.bppe.ca.gov/annual_report/2016_annual_report.shtml)

CEC §94929.5(a)(2) requires the institution to report two years of exam passage data for graduates taking the exam for the first time that the examination is available after completion of the educational program. The exam passage data should be as reported by the appropriate state agency.

5 CCR §74112(j) requires the institution to collect the exam passage data directly from its graduates if the exam passage data is not available from the licensing agency.

23. Name of the State licensing entity that licenses the field. Enter the name of the State licensing entity.

24. Name of Exam? Provide the name of the State exam being reported.

25. Number of Graduates Taking State Exam? Enter the number of graduates who took the State exam in the reported year (CEC §94929.5(a)(2) and 5 CCR §74112(j)).

26. Number Who Passed the State Exam? Enter the number of graduates who took the State exam and passed it on the first attempt (CEC §94929.5(a)(2) and 5 CCR §74112(j)).

27. Number Who Failed the State Exam? Enter the number of graduates who took the State exam and failed it on the first attempt (CEC §94929.5(a)(2) and 5 CCR §74112(j)).

28. Passage Rate? Enter the passage rate for graduates who took the State exam and passed it on the first attempt.

29. Is This Data from the State Licensing Agency that Administered the Exam? (5 CCR § 74112(j)). If yes, enter the name of the Agency.

30. If the response to #29 is "No", provide a description of the process used for Attempting to Contact Students. If the information for the State exam passage data was collected directly from the students by the institution provide a description of the process used for attempting to contact students (5 CCR §74112(j)).

23. Name of the State licensing entity that licenses this field *
National Registry for Emergency Medical Technicians

24. Name of State Exam *
National Registry for Emergency Medical Technicians

25. Number of Graduates Taking State Exam *
If none, indicate "0".
86

26. Number Who Passed the State Exam *
If none, indicate "0".
58

27. Number Who Failed the State Exam
This is a calculated field based on #25 and #26.
28

28. Passage Rate
This is a calculated field based on #25 and #26.
67.44186

29. Is this data from the State licensing agency that administered the exam? *
No

30. If the response to #29 was "No" provide a description of the process used for Attempting to Contact Students *
Student Surveys.

Exam Passage Rate - Year 2

2017 BPPE Annual Report - Program - Exam Passage Rate Data - 2016

Display Instructions for #31-38 (Toggle)

Not Checked

31. Name of the State licensing entity that licenses this field *

32. Name of State Exam *

33. Number of Graduates Taking State Exam *
If none, indicate "0".

34. Number Who Passed the State Exam *
If none, indicate "0".

35. Number Who Failed the State Exam
This is a calculated field based on #33 and #34.
0

36. Passage Rate
This is a calculated field based on #33 and #34.
0

37. Is this data from the State licensing agency that administered the State exam? *

Salary Data

2017 BPPE Annual Report - Program - Salary Data

Display Instructions for #39-41 (Toggle)

Not Checked

39. Graduates Available for Employment

This field is auto-populated based on your entry in #17.

120

40. Graduates Employed in the Field

This field is auto-populated based on your entry in #18.

64


41. Graduates Employed in the Field Reported receiving the following Salary or Wage:

For graduates employed in the field, indicate their salaries/earnings below. **If there are none in any specific range, indicate "0."**

\$0 - \$5,000 *	\$5,001 - \$10,000 *
\$10,001 - \$15,000 *	\$15,001 - \$20,000 *
\$20,001 - \$25,000 *	\$25,001 - \$30,000 *
\$30,001 - \$35,000 *	\$35,001 - \$40,000 *
\$40,001 - \$45,000 *	\$45,001 - \$50,000 *
\$50,001 - \$55,000 *	\$55,001 - \$60,000 *
\$60,001 - \$65,000 *	\$65,001 - \$70,000 *
\$70,001 - \$75,000 *	\$75,001 - \$80,000 *
\$80,001 - \$85,000 *	\$85,001 - \$90,000 *
\$90,001 - \$95,000 *	\$95,001 - \$100,000 *
Over \$100,000 *	

}

3 - 2017 Program Data

Institution Information	Program Name	
Financial and Graduation	Placement Data	
Exam Passage Rate	Exam Passage Rate - Year 1	
Exam Passage Rate - Year 2	Salary Data	

2017 BPPE Annual Report - Program - Exam Passage Rate Data - 2017

Display Instructions for #23-30 (Toggle)

Instructions

(Printer Friendly Annual Report Instructions Document)
(https://www.bppe.ca.gov/annual_report/2016_annual_report.shtml)

CEC §94929.5(a)(2) requires the institution to report two years of exam passage data for graduates taking the exam for the first time that the examination is available after completion of the educational program. The exam passage data should be as reported by the appropriate state agency.

5 CCR §74112(j) requires the institution to collect the exam passage data directly from its graduates if the exam passage data is not available from the licensing agency.

23. Name of the State licensing entity that licenses the field.
Enter the name of the State licensing entity.

24. Name of Exam? Provide the name of the State exam being reported.

25. Number of Graduates Taking State Exam? Enter the number of graduates who took the State exam in the reported year (CEC §94929.5(a)(2) and 5 CCR §74112(j)).

26. Number Who Passed the State Exam? Enter the number of graduates who took the State exam and passed it on the first attempt (CEC §94929.5(a)(2) and 5 CCR §74112(j)).

27. Number Who Failed the State Exam? Enter the number of graduates who took the State exam and failed it on the first attempt (CEC §94929.5(a)(2) and 5 CCR §74112(j)).

28. Passage Rate? Enter the passage rate for graduates who took the State exam and passed it on the first attempt.

29. Is This Data from the State Licensing Agency that Administered the Exam? (5 CCR § 74112(j)). If yes, enter the name of the Agency.

30. If the response to #29 is "No", provide a description of the process used for Attempting to Contact Students. If the information for the State exam passage data was collected directly from the students by the institution provide a description of the process used for attempting to contact students (5 CCR §74112(j)).

23. Name of the State licensing entity that licenses this field *

National Registry for Emergency Medical Technicians

24. Name of State Exam *

National Registry for Emergency Medical Technicians

25. Number of Graduates Taking State Exam *
If none, indicate "0".

154

26. Number Who Passed the State Exam *
If none, indicate "0".

86

27. Number Who Failed the State Exam
This is a calculated field based on #25 and #26.

68

28. Passage Rate

This is a calculated field based on #25 and #26.

55.84416

29. Is this data from the State
licensing agency that administered
the exam? *

Yes No

30. If the response to #29 was "No" provide a description of the
process used for Attempting to Contact Students *

Student Surveys.

Save

Back

Next

3 - 2017 Program Data

[Institution Information](#) [Program Name](#)
[Financial and Graduation](#) [Placement Data](#)
[Exam Passage Rate](#) [Exam Passage Rate - Year 1](#)
[Exam Passage Rate - Year 2](#) [Salary Data](#)



2017 BPPE Annual Report - Program - Exam Passage Rate Data - 2016

Display Instructions for #31-38 (Toggle)

Instructions

(Printer Friendly Annual Report Instructions Document)
https://www.bppe.ca.gov/annual_report/2016_annual_report.shtml)

CEC §94929.5(a)(2) requires the institution to report two years of exam passage data for graduates taking the exam for the first time that the examination is available after completion of the educational program. The exam passage data should be as reported by the appropriate state agency.

5 CCR §74112(j) requires the institution to collect the exam passage data directly from its graduates if the exam passage data is not available from the licensing agency.

31. Name of the State licensing entity that licenses the field.
 Enter the name of the State licensing entity.

32. Name of Exam? Provide the name of the State exam being reported.

33. Number of Graduates Taking State Exam? Enter the number of graduates who took the State exam in the reported year (CEC §94929.5(a)(2) and 5 CCR §74112(j)).

34. Number Who Passed the State Exam? Enter the number of graduates who took the State exam and passed it on the first attempt (CEC §94929.5(a)(2) and 5 CCR §74112(j)).

35. Number Who Failed the State Exam? Enter the number of graduates who took the State exam and failed it on the first attempt (CEC §94929.5(a)(2) and 5 CCR §74112(j)).

36. Passage Rate? Enter the passage rate for graduates who took the State exam and passed it on the first attempt.

37. Is This Data from the State Licensing Agency that Administered the Exam? (5 CCR § 74112(j)). If yes, enter the name of the Agency.

38. If the response to #37 is "No", provide a description of the process used for Attempting to Contact Students. If the information for the State exam passage data was collected directly from the students by the institution provide a description of the process used for attempting to contact students (5 CCR §74112(j)).

31. Name of the State licensing entity that licenses this field *

National Registry for Emergency Medical Technicians

32. Name of State Exam *

National Registry for Emergency Medical Technicians

33. Number of Graduates Taking State Exam *
If none, indicate "0".

86

34. Number Who Passed the State Exam *
If none, indicate "0".

58

35. Number Who Failed the State Exam
This is a calculated field based on #33 and #34.

28

36. Passage Rate

This is a calculated field based on #33 and #34.

67.44186

37. Is this data from the State licensing agency that administered the State exam? *

Yes No

38. If the response to #37 was "No" provide a description of the process used for Attempting to Contact Students *

Student surveys.

Save

Back

Next

3 - 2017 Program Data

Institution Information	Program Name
Financial and Graduation	Placement Data
Exam Passage Rate	Exam Passage Rate - Year 1
Exam Passage Rate - Year 2	Salary Data



2017 BPPE Annual Report - Program - Salary Data

Display Instructions for #39-41 (Toggle)

Instructions

(Printer Friendly Annual Report Instructions Document)
(https://www.bppe.ca.gov/annual_report/2016_annual_report.shtml)

CEC §94910(d) and 94929.5(a)(3) require the reporting of salary and wage information in increments of \$5,000.00 for graduates employed in the field.

39. Graduates Available for Employment? Indicate number of graduates (#17 above) (CEC §94928(d), (f), and 5 CCR §74112(l)).

40. Graduates Employed in the Field? Indicate the number of graduates who are gainfully employed (#18 above) (CEC §94928(e), and 5 CCR §74112(l)).

41. Graduates Employed in the Field Reported receiving the following Salary or Wage: Enter the number of graduates employed in the field reporting to receive the annual salary between the lowest number indicated and the highest number indicated. Example: If a student reports that they are receiving \$4,010 a year and a second student reports they are receiving \$2,999 a year, enter the number "2" in the space next to \$0 - \$5,000, because there are 2 students who are receiving between \$0-\$5,000 a year.

39. Graduates Available for Employment

This field is auto-populated based on your entry in #17.

120

40. Graduates Employed in the Field

This field is auto-populated based on your entry in #18.

64

41. Graduates Employed in the Field Reported receiving the following Salary or Wage:

For graduates employed in the field, indicate their salaries/earnings below. If there are none in any specific range, indicate "0."

\$0 - \$5,000 *

0

\$5,001 - \$10,000 *

0

\$10,001 - \$15,000 *

0

\$15,001 - \$20,000 *

1

\$20,001 - \$25,000 *

3

\$25,001 - \$30,000 *

4

\$30,001 - \$35,000 *

3

\$35,001 - \$40,000 *

4

\$40,001 - \$45,000 *

0

\$45,001 - \$50,000 *

\$50,001 - \$55,000 *

\$55,001 - \$60,000 *

\$60,001 - \$65,000 *

\$65,001 - \$70,000 *

\$70,001 - \$75,000 *

\$75,001 - \$80,000 *

\$80,001 - \$85,000 *

\$85,001 - \$90,000 *


\$90,001 - \$95,000 *

\$95,001 - \$100,000 *

Over \$100,000 *

3 - 2017 Program Data

<u>Institution Information</u>	<u>Program Name</u>
<u>Financial and Graduation</u>	<u>Placement Data</u>
<u>Exam Passage Rate</u>	<u>Salary Data</u>



**Bureau for Private
Postsecondary Education**
Department of Consumer Affairs

2017 Annual Report

Program Data Workflow

(Printer Friendly Annual Report Instructions Document)
(https://www.bppe.ca.gov/annual_report/instructions.pdf)

2017 BPPE Annual Report - Program - Institution Data

Complete one 'Program Data' workflow (all applicable sections) for EACH educational program offered at the institution. If an institution offers the same program at the main location and a branch location, add the data together and submit one number for the program being reported.

1. Report Year *

2. Institution Code *

Enter institutional code (main location)

3. Institution Name *

If a valid institution code is entered in question #2, the institution name will auto-populate. If not, enter manually.



3 - 2017 Program Data

[Institution Information](#) [Program Name](#)
[Financial and Graduation](#) [Placement Data](#)
[Exam Passage Rate](#) [Salary Data](#)



2017 BPPE Annual Report - Program - Program Name

Display Instructions for #4 - #6 (Toggle)

Instructions

(Printer Friendly Annual Report Instructions Document)
(https://www.bppe.ca.gov/annual_report/2016_annual_report.shtml)

- 4. Name of Program?** Indicate the name of the program e.g., Business Administration, Cosmetology, Medical Assisting.
- 5. Degree/Program Level?** Indicate the level of degree for the program you are entering, (e.g., Doctorate, Master, Bachelor, Associate, diploma/certificate or other.) If you indicate 'Other', please enter the Program Level in #5a.
- 6. Degree/Program Title?** Indicate the title of the degree for the program you are entering e.g., Ph.D., Master of Science, Bachelor of Arts, Occupational Associate. If you indicate 'Other Doctorate', 'Other Master', 'Other Bachelor', 'Other Associate', or 'Other', please specify the Program Title in #6a.

4. Name of Program *

Phlebotomy

5. Degree/Program Level *

Diploma/Certificate

6. Degree/Program Title *

Diploma/Certificate ▾

Save

Back

Next



3 - 2017 Program Data

[Institution Information](#) [Program Name](#)
[Financial and Graduation](#) [Placement Data](#)
[Exam Passage Rate](#) [Salary Data](#)



2017 BPPE Annual Report - Program - Financial Data and Graduation Rates

Display Instructions for #7 - #16 (Toggle)

Instructions

(Printer Friendly Annual Report Instructions Document)
(https://www.bppe.ca.gov/annual_report/2016_annual_report.shtml)

7. Number of Degrees or Diplomas Awarded? Indicate the number of students receiving a degree or diploma for this program during the reporting year.

8. Total Charges for this program? Indicate the total charges for a student to complete the program within 100% of the program length. If the total charges fluctuated during the reporting year, indicate the highest amount charged for this program during the reporting year. Total charges include all amounts paid for the program. It includes books, uniforms or other charges if those charges are for costs that are required for participation in the educational program.

9. The percentage of enrolled students in 2016 receiving federal student loans to pay for this program. Indicate the percentage of students enrolled in this program who received federal student loans to pay for this program. Divide the total number of students enrolled in this program, who received federal student loans to pay for this program, by the total number of students enrolled in this program.

10. The percentage of graduates in 2016 who took out federal student loans to pay for this program. Indicate the percentage of graduates from this program, who received federal student loans to pay for this program. Divide the total number of 2016

graduates from this program, who took out federal student loans to pay for this program, by the total number of 2016 graduates from this program.

11. Number of Students Who Began the Program? Indicate the number of students who began the program who are scheduled to complete the program in the year being reported, exclude all students who cancelled during the cancellation period, 5 CCR §74112(d)(1). If the institution has a main campus with branches and/or satellites provide the total number enrolled at all locations.

12. Students Available for Graduation? Indicate the number of students available for graduation for the program being reported. This number should be the number of students who began the program (#11 above) minus the number of students who have died, been incarcerated or been called to active military duty (CEC §94928(f) & (g)).

13. On-time Graduates? Of the students available for graduation (#12 above), indicate the number of students who completed the program within 100% of the published program period within the calendar year being reported (5 CCR §74112(d)(2)).

14. Completion Rate? Indicate the number of graduates (from #13 above) divided by the number of students available for graduation (#12 above). **A “rate” is a percentage and should never be more than 100%** (CEC §94929(a), 94928(f) & (g), and 5 CCR §74112(h)).

15. 150% Completion Rate? If the institution tracks 150% completion rate, indicate the number of students who completed the program in the reported calendar year within 150% of the published program length, including on-time graduates, divided by the number of students available for graduation (#12 above). **A “rate” is a percentage and should never be more than 100%** (5 CCR §74112(h)(l)).

16. Is the above data taken from the Integrated Postsecondary Education Data System (IPEDS) of the United States Department of Education? Indicate “yes” if the information was taken from the data that was reported to IPEDS; Indicate “no” if it was not. If this institution does not participate in Title IV financial aid programs it most likely does not report to IPEDS.

7. Number of Degrees or Diplomas
Awarded *

If none, indicate "0".

8. Total Charges for this Program *

9. The percentage of enrolled
students in 2017 receiving federal
student loans to pay for this
program *

10. The percentage of graduates in
2017 who took out federal student
loans to pay for this program *

11. Number of Students Who
Began the Program *

If none, indicate "0".

12. Number of Students Available
for Graduation *

If none, indicate "0".

13. Number of On-time Graduates
*

If none, indicate "0".

14. Completion Rate *

This is a calculated field based on #12 and #13.

74.80315

15. 150% Completion Rate

16. Is the above data taken from the Integrated Postsecondary Education Data System (IPEDS) of the United States Department of Education? *

- Yes No

3 - 2017 Program Data

[Institution Information](#) [Program Name](#)
[Financial and Graduation](#) [Placement Data](#)
[Exam Passage Rate](#) [Salary Data](#)



2017 BPPE Annual Report - Program - Placement Data

Display Instructions for #17 - #21 (Toggle)

Instructions

(Printer Friendly Annual Report Instructions Document)
https://www.bppe.ca.gov/annual_report/2016_annual_report.shtml)

CEC § 94929.5 requires institution report placement data for every program that is designed or advertised to lead to a particular career, or advertised or promoted with any claim regarding job placement.

17. Graduates Available for Employment? Indicate the number of individuals awarded a degree, diploma or certificate in the 2016 reporting year minus the number of graduates that either died, became incarcerated, were called to active military duty, were international students that left the United States or did not have a visa allowing employment in the United States or, are continuing their education in an accredited or bureau-approved postsecondary institution (CEC §94928(d) & (f)).

18. Graduates Employed in the Field? Number of graduates, (#17 above) who are gainfully employed in a single position for which the institution represents the program prepares its graduates within six months after a student completes the applicable educational program. For occupations for which the state requires passing an examination, the period of employment shall begin within six months of the announcement of the examination results for the first examination available after a student completes an applicable educational program (CEC

§94928(e)).

19. Placement Rate? Indicate the number of graduates employed in the field (#18 above) divided by the number of graduates available for employment (#17 above.) A "rate" is a percentage and should never be more than 100% (5 CCR §74112(i)(4)).

17. Graduates Available for Employment *

If none, indicate "0".

18. Graduates Employed in the Field *

If none, indicate "0".

19. Placement Rate

This is a calculated field based on #17 and #18.

38.70968

20. Graduates employed in the field...

20a. 20 to 29 hours per week *

If none, indicate "0".

20b. at least 30 hours per week *

If none, indicate "0".

21. Indicate the number of graduates employed...


21a. In a single position in the field of study *
If none, indicate "0".

21b. In concurrent aggregated positions in the field of
study (2 or more positions at the same time) *
If none, indicate "0".

21c. Freelance/self-employed *
If none, indicate "0".

21d. By the institution or an employer owned by the
institution, or an employer who shares ownership
with the institution *
If none, indicate "0".

3 - 2017 Program Data

<u>Institution Information</u>	<u>Program Name</u>	
<u>Financial and Graduation</u>	<u>Placement Data</u>	
<u>Exam Passage Rate</u>	<u>Exam Passage Rate - Year 1</u>	
<u>Exam Passage Rate - Year 2</u>	<u>Salary Data</u>	

2017 BPPE Annual Report - Program - Exam Passage Rate

Display Instructions for #22 (Toggle)

22. Does this educational program lead to an occupation that requires State licensing? *

- Yes
- No

You have indicated "Yes" for question #22, please complete #22a below and the following screens with the required Exam Passage Rate data for 2016 and 2017. (Two years of data is required.)

22a. Do graduates have the option or requirement for more than one type of licensing State exam? *

- Yes
- No

Name of Option/Requirement (1) *

National Center for Competency Testing

Name of Option/Requirement (2)

Name of Option/Requirement (3)

Name of Option/Requirement (4)

Save	Back	Next
------	------	------

3 - 2017 Program Data

[Institution Information](#) [Program Name](#)
[Financial and Graduation](#) [Placement Data](#)
[Exam Passage Rate](#) [Exam Passage Rate - Year 1](#)
[Exam Passage Rate - Year 2](#) [Salary Data](#)



2017 BPPE Annual Report - Program - Exam Passage Rate Data - 2017

Display Instructions for #23-30 (Toggle)

Instructions

(Printer Friendly Annual Report Instructions Document)
https://www.bppe.ca.gov/annual_report/2016_annual_report.shtml

CEC §94929.5(a)(2) requires the institution to report two years of exam passage data for graduates taking the exam for the first time that the examination is available after completion of the educational program. The exam passage data should be as reported by the appropriate state agency.

5 CCR §74112(j) requires the institution to collect the exam passage data directly from its graduates if the exam passage data is not available from the licensing agency.

23. Name of the State licensing entity that licenses the field.
 Enter the name of the State licensing entity.

24. Name of Exam? Provide the name of the State exam being reported.

25. Number of Graduates Taking State Exam? Enter the number of graduates who took the State exam in the reported year (CEC §94929.5(a)(2) and 5 CCR §74112(j)).

26. Number Who Passed the State Exam? Enter the number of graduates who took the State exam and passed it on the first attempt (CEC §94929.5(a)(2) and 5 CCR §74112(j)).

27. Number Who Failed the State Exam? Enter the number of graduates who took the State exam and failed it on the first attempt (CEC §94929.5(a)(2) and 5 CCR §74112(j)).

28. Passage Rate? Enter the passage rate for graduates who took the State exam and passed it on the first attempt.

29. Is This Data from the State Licensing Agency that Administered the Exam? (5 CCR § 74112(j)). If yes, enter the name of the Agency.

30. If the response to #29 is "No", provide a description of the process used for Attempting to Contact Students. If the information for the State exam passage data was collected directly from the students by the institution provide a description of the process used for attempting to contact students (5 CCR §74112(j)).

23. Name of the State licensing entity that licenses this field *

California Department of Public Health/Labora

24. Name of State Exam *

National Center for Competency Testing

25. Number of Graduates Taking State Exam *
If none, indicate "0".

92

26. Number Who Passed the State Exam *
If none, indicate "0".

73

27. Number Who Failed the State Exam
This is a calculated field based on #25 and #26.

19

28. Passage Rate

This is a calculated field based on #25 and #26.

79.34783

29. Is this data from the State
licensing agency that administered
the exam? *

Yes No

30. If the response to #29 was "No" provide a description of the
process used for Attempting to Contact Students *

Student Surveys.

Save

Back

Next

3 - 2017 Program Data

<u>Institution Information</u>	<u>Program Name</u>
<u>Financial and Graduation</u>	<u>Placement Data</u>
<u>Exam Passage Rate</u>	<u>Exam Passage Rate - Year 1</u>
<u>Exam Passage Rate - Year 2</u>	<u>Salary Data</u>



2017 BPPE Annual Report - Program - Exam Passage Rate Data - 2016

Display Instructions for #31-38 (Toggle)

31. Name of the State licensing entity that licenses this field *

California Department of Public Health/Labora

32. Name of State Exam *

Nation Center for Competency Testing

33. Number of Graduates Taking State Exam *
If none, indicate "0".

101

34. Number Who Passed the State Exam *
If none, indicate "0".

80

35. Number Who Failed the State Exam
This is a calculated field based on #33 and #34.

21

36. Passage Rate

This is a calculated field based on #33 and #34.

79.20792

37. Is this data from the State licensing agency that administered the State exam? *

- Yes No

38. If the response to #37 was "No" provide a description of the process used for Attempting to Contact Students *

Student Survey.

3 - 2017 Program Data

Institution Information	Program Name
Financial and Graduation	Placement Data
Exam Passage Rate	Exam Passage Rate - Year 1
Exam Passage Rate - Year 2	Salary Data



2017 BPPE Annual Report - Program - Salary Data

Display Instructions for #39-41 (Toggle)

39. Graduates Available for Employment
This field is auto-populated based on your entry in #17.

62

40. Graduates Employed in the Field
This field is auto-populated based on your entry in #18.

24

41. Graduates Employed in the Field Reported receiving the following Salary or Wage:

For graduates employed in the field, indicate their salaries/earnings below. **If there are none in any specific range, indicate "0."**

\$0 - \$5,000 *

\$5,001 - \$10,000 *

\$10,001 - \$15,000 *

\$15,001 - \$20,000 *

\$20,001 - \$25,000 *

\$25,001 - \$30,000 *

\$30,001 - \$35,000 *

\$35,001 - \$40,000 *

\$40,001 - \$45,000 *

\$45,001 - \$50,000 *

\$50,001 - \$55,000 *

\$55,001 - \$60,000 *

\$60,001 - \$65,000 *

\$65,001 - \$70,000 *

\$70,001 - \$75,000 *

\$75,001 - \$80,000 *

\$80,001 - \$85,000 *

\$85,001 - \$90,000 *


\$90,001 - \$95,000 *

\$95,001 - \$100,000 *

Over \$100,000 *

3 - 2017 Program Data

Institution Information Program Name
Financial and Graduation Placement Data
Exam Passage Rate Salary Data



**Bureau for Private
Postsecondary Education**
Department of Consumer Affairs

2017 Annual Report

Program Data Workflow

(Printer Friendly Annual Report Instructions Document)
(https://www.bppe.ca.gov/annual_report/instructions.pdf)

2017 BPPE Annual Report - Program - Institution Data

Complete one 'Program Data' workflow (all applicable sections) for EACH educational program offered at the institution. If an institution offers the same program at the main location and a branch location, add the data together and submit one number for the program being reported.

1. Report Year *

2. Institution Code *

Enter institutional code (main location)

3. Institution Name *

If a valid institution code is entered in question #2, the institution name will auto-populate. If not, enter manually.

3 - 2017 Program Data

- Institution Information Program Name
- Financial and Graduation Placement Data
- Exam Passage Rate Salary Data



2017 BPPE Annual Report - Program - Program Name

Display Instructions for #4 - #6 (Toggle)

4. Name of Program *

Message Therapy

5. Degree/Program Level *

Diploma/Certificate ▼

6. Degree/Program Title *

Diploma/Certificate ▼

Save Back Next



3 - 2017 Program Data

Institution Information Program Name
Financial and Graduation Placement Data
Exam Passage Rate Salary Data



2017 BPPE Annual Report - Program - Financial Data and Graduation Rates

Display Instructions for #7 - #16 (Toggle)

7. Number of Degrees or Diplomas
Awarded *
If none, indicate "0".

8. Total Charges for this Program *

9. The percentage of enrolled
students in 2017 receiving federal
student loans to pay for this
program *

10. The percentage of graduates in
2017 who took out federal student
loans to pay for this program *

11. Number of Students Who
Began the Program *
If none, indicate "0".

12. Number of Students Available
for Graduation *
If none, indicate "0".

13. Number of On-time Graduates
*
If none, indicate "0".

14. Completion Rate *
This is a calculated field based on
#12 and #13.

15. 150% Completion Rate

16. Is the above data taken from the Integrated Postsecondary
Education Data System (IPEDS) of the United States Department
of Education? *

Yes No

3 - 2017 Program Data

<u>Institution Information</u>	<u>Program Name</u>
<u>Financial and Graduation</u>	<u>Placement Data</u>
<u>Exam Passage Rate</u>	<u>Salary Data</u>



2017 BPPE Annual Report - Program - Placement Data

Display Instructions for #17 - #21 (Toggle)

17. Graduates Available for Employment *
If none, indicate "0".

18. Graduates Employed in the Field *
If none, indicate "0".

19. Placement Rate
This is a calculated field based on #17 and #18.

0

20. Graduates employed in the field...

20a. 20 to 29 hours per week *
If none, indicate "0".

20b. at least 30 hours per week *
If none, indicate "0".

21. Indicate the number of graduates employed...

21a. In a single position in the field of study *
If none, indicate "0".


21b. In concurrent aggregated positions in the field of
study (2 or more positions at the same time) *
If none, indicate "0".

21c. Freelance/self-employed *
If none, indicate "0".

21d. By the institution or an employer owned by the
institution, or an employer who shares ownership
with the institution *
If none, indicate "0".

3 - 2017 Program Data

Institution Information	Program Name
Financial and Graduation	Placement Data
Exam Passage Rate	Exam Passage Rate - Year 1
Exam Passage Rate - Year 2	Salary Data



2017 BPPE Annual Report - Program - Exam Passage Rate

Display Instructions for #22 (Toggle)

22. Does this educational program lead to an occupation that requires State licensing? *

- Yes
- No

You have indicated "Yes" for question #22, please complete #22a below and the following screens with the required Exam Passage Rate data for 2016 and 2017. (Two years of data is required.)

22a. Do graduates have the option or requirement for more than one type of licensing State exam? *

- Yes
- No

3 - 2017 Program Data

Institution Information Program Name
Financial and Graduation Placement Data
Exam Passage Rate Exam Passage Rate - Year 1
Exam Passage Rate - Year 2 Salary Data



2017 BPPE Annual Report - Program - Exam Passage Rate Data - 2017

Display Instructions for #23-30 (Toggle)

23. Name of the State licensing entity that licenses
this field *

California Massage Therapy Council

24. Name of State Exam *

Massage and Bodywork Licensing Examination

25. Number of Graduates Taking State Exam *
If none, indicate "0".

0

26. Number Who Passed the State Exam *
If none, indicate "0".

0

27. Number Who Failed the State Exam
This is a calculated field based on #25 and #26.

0

28. Passage Rate

This is a calculated field based on #25 and #26.

0

29. Is this data from the State
licensing agency that administered
the exam? *

Yes No

30. If the response to #29 was "No" provide a description of the
process used for Attempting to Contact Students *

Student surveys.

Save

Back

Next

3 - 2017 Program Data

Institution Information Program Name
Financial and Graduation Placement Data
Exam Passage Rate Exam Passage Rate - Year 1
Exam Passage Rate - Year 2 Salary Data



2017 BPPE Annual Report - Program - Exam Passage Rate Data - 2016

Display Instructions for #31-38 (Toggle)

31. Name of the State licensing entity that licenses
this field *

California Massage Therapy Council

32. Name of State Exam *

Massage and Bodywork Licensing Examiner

33. Number of Graduates Taking State Exam *
If none, indicate "0".

0

34. Number Who Passed the State Exam *
If none, indicate "0".

0

35. Number Who Failed the State Exam
This is a calculated field based on #33 and #34.

0

36. Passage Rate

This is a calculated field based on #33 and #34.

0

37. Is this data from the State licensing agency that administered the State exam? *

Yes No

38. If the response to #37 was "No" provide a description of the process used for Attempting to Contact Students *

Student survey

Save

Back

Next

3 - 2017 Program Data

<u>Institution Information</u>	<u>Program Name</u>
<u>Financial and Graduation</u>	<u>Placement Data</u>
<u>Exam Passage Rate</u>	<u>Exam Passage Rate - Year 1</u>
<u>Exam Passage Rate - Year 2</u>	<u>Salary Data</u>



2017 BPPE Annual Report - Program - Salary Data

Display Instructions for #39-41 (Toggle)

39. Graduates Available for Employment
This field is auto-populated based on your entry in #17.

0

40. Graduates Employed in the Field
This field is auto-populated based on your entry in #18.

0

41. Graduates Employed in the Field Reported receiving the following Salary or Wage:

For graduates employed in the field, indicate their salaries/earnings below. If there are none in any specific range, indicate "0."

\$0 - \$5,000 *

\$5,001 - \$10,000 *

\$10,001 - \$15,000 *

\$15,001 - \$20,000 *

\$20,001 - \$25,000 *

\$25,001 - \$30,000 *

\$30,001 - \$35,000 *

\$35,001 - \$40,000 *

\$40,001 - \$45,000 *

\$45,001 - \$50,000 *

\$50,001 - \$55,000 *

\$55,001 - \$60,000 *

\$60,001 - \$65,000 *

\$65,001 - \$70,000 *

\$70,001 - \$75,000 *

\$75,001 - \$80,000 *

\$80,001 - \$85,000 *

\$85,001 - \$90,000 *

\$90,001 - \$95,000 *

\$95,001 - \$100,000 *

Over \$100,000 *

3 - 2017 Program Data

[Institution Information](#) [Program Name](#)
[Financial and Graduation](#) [Placement Data](#)
[Exam Passage Rate](#) [Salary Data](#)



**Bureau for Private
 Postsecondary Education**
 Department of Consumer Affairs

2017 Annual Report

Program Data Workflow

(Printer Friendly Annual Report Instructions Document)
https://www.bppe.ca.gov/annual_report/instructions.pdf

2017 BPPE Annual Report - Program - Institution Data

Complete one 'Program Data' workflow (all applicable sections) for EACH educational program offered at the institution. If an institution offers the same program at the main location and a branch location, add the data together and submit one number for the program being reported.

1. Report Year *

2. Institution Code *

Enter institutional code (main location)

3. Institution Name *

If a valid institution code is entered in question #2, the institution name will auto-populate. If not, enter manually.



3 - 2017 Program Data

- Institution Information
- Program Name
- Financial and Graduation
- Placement Data
- Exam Passage Rate
- Salary Data



2017 BPPE Annual Report - Program - Program Name

Display Instructions for #4 - #6 (Toggle)

4. Name of Program *

Paralegal

5. Degree/Program Level *

Diploma/Certificate

6. Degree/Program Title *

Diploma/Certificate

Save Back Next



3 - 2017 Program Data

Institution Information Program Name
Financial and Graduation Placement Data
Exam Passage Rate Salary Data



2017 BPPE Annual Report - Program - Financial Data and Graduation Rates

Display Instructions for #7 - #16 (Toggle)

7. Number of Degrees or Diplomas

Awarded *

If none, indicate "0".

4

8. Total Charges for this Program *

\$ 3,330.00

9. The percentage of enrolled students in 2017 receiving federal student loans to pay for this program *

0

10. The percentage of graduates in 2017 who took out federal student loans to pay for this program *

0

11. Number of Students Who
Began the Program *
If none, indicate "0".

12. Number of Students Available
for Graduation *
If none, indicate "0".

13. Number of On-time Graduates
*
If none, indicate "0".

14. Completion Rate *
This is a calculated field based on
#12 and #13.

40

15. 150% Completion Rate

16. Is the above data taken from the Integrated Postsecondary
Education Data System (IPEDS) of the United States Department
of Education? *

Yes No

3 - 2017 Program Data

Institution Information	Program Name
Financial and Graduation	Placement Data
Exam Passage Rate	Salary Data



2017 BPPE Annual Report - Program - Placement Data

Display Instructions for #17 - #21 (Toggle)

17. Graduates Available for Employment *
If none, indicate "0".

18. Graduates Employed in the Field *
If none, indicate "0".

19. Placement Rate
This is a calculated field based on #17 and #18.

66.66667

20. Graduates employed in the field...

20a. 20 to 29 hours per week *
If none, indicate "0".

20b. at least 30 hours per week *
If none, indicate "0".

21. Indicate the number of graduates employed...

21a. In a single position in the field of study *
If none, indicate "0".

21b. In concurrent aggregated positions in the field of
study (2 or more positions at the same time) *
If none, indicate "0".

21c. Freelance/self-employed *
If none, indicate "0".

21d. By the institution or an employer owned by the
institution, or an employer who shares ownership
with the institution *
If none, indicate "0".

3 - 2017 Program Data

- Institution Information Program Name
- Financial and Graduation Placement Data
- Exam Passage Rate Salary Data



2017 BPPE Annual Report - Program - Program Name

Display Instructions for #4 - #6 (Toggle)

4. Name of Program *

Medical Assistant

5. Degree/Program Level *

Diploma/Certificate

6. Degree/Program Title *

Diploma/Certificate

Save

Back

Next



3 - 2017 Program Data

[Institution Information](#) [Program Name](#)
[Financial and Graduation](#) [Placement Data](#)
[Exam Passage Rate](#) [Salary Data](#)



**Bureau for Private
 Postsecondary Education**
 Department of Consumer Affairs

2017 Annual Report

Program Data Workflow

(Printer Friendly Annual Report Instructions Document)
https://www.bppe.ca.gov/annual_report/instructions.pdf

2017 BPPE Annual Report - Program - Institution Data

Complete one 'Program Data' workflow (all applicable sections) for EACH educational program offered at the institution. If an institution offers the same program at the main location and a branch location, add the data together and submit one number for the program being reported.

1. Report Year *

2. Institution Code *

Enter institutional code (main location)

3. Institution Name *

If a valid institution code is entered in question #2, the institution name will auto-populate. If not, enter manually.

3 - 2017 Program Data

[Institution Information](#) [Program Name](#)
[Financial and Graduation](#) [Placement Data](#)
[Exam Passage Rate](#) [Salary Data](#)



2017 BPPE Annual Report - Program - Financial Data and Graduation Rates

Display Instructions for #7 - #16 (Toggle)

Instructions

(Printer Friendly Annual Report Instructions Document)
(https://www.bppe.ca.gov/annual_report/2016_annual_report.shtml)

7. Number of Degrees or Diplomas Awarded? Indicate the number of students receiving a degree or diploma for this program during the reporting year.

8. Total Charges for this program? Indicate the total charges for a student to complete the program within 100% of the program length. If the total charges fluctuated during the reporting year, indicate the highest amount charged for this program during the reporting year. Total charges include all amounts paid for the program. It includes books, uniforms or other charges if those charges are for costs that are required for participation in the educational program.

9. The percentage of enrolled students in 2016 receiving federal student loans to pay for this program. Indicate the percentage of students enrolled in this program who received federal student loans to pay for this program. Divide the total number of students enrolled in this program, who received federal student loans to pay for this program, by the total number of students enrolled in this program.

10. The percentage of graduates in 2016 who took out federal student loans to pay for this program. Indicate the percentage of graduates from this program, who received federal student loans to pay for this program. Divide the total number of 2016

graduates from this program, who took out federal student loans to pay for this program, by the total number of 2016 graduates from this program.

11. Number of Students Who Began the Program? Indicate the number of students who began the program who are scheduled to complete the program in the year being reported, exclude all students who cancelled during the cancellation period, 5 CCR §74112(d)(1). If the institution has a main campus with branches and/or satellites provide the total number enrolled at all locations.

12. Students Available for Graduation? Indicate the number of students available for graduation for the program being reported. This number should be the number of students who began the program (#11 above) minus the number of students who have died, been incarcerated or been called to active military duty (CEC §94928(f) & (g)).

13. On-time Graduates? Of the students available for graduation (#12 above), indicate the number of students who completed the program within 100% of the published program period within the calendar year being reported (5 CCR §74112(d)(2)).

14. Completion Rate? Indicate the number of graduates (from #13 above) divided by the number of students available for graduation (#12 above). **A “rate” is a percentage and should never be more than 100%** (CEC §94929(a), 94928(f) & (g), and 5 CCR §74112(h)).

15. 150% Completion Rate? If the institution tracks 150% completion rate, indicate the number of students who completed the program in the reported calendar year within 150% of the published program length, including on-time graduates, divided by the number of students available for graduation (#12 above). **A “rate” is a percentage and should never be more than 100%** (5 CCR §74112(h)(l)).

16. Is the above data taken from the Integrated Postsecondary Education Data System (IPEDS) of the United States Department of Education? Indicate “yes” if the information was taken from the data that was reported to IPEDS; Indicate “no” if it was not. If this institution does not participate in Title IV financial aid programs it most likely does not report to IPEDS.

7. Number of Degrees or Diplomas
Awarded *
If none, indicate "0".

8. Total Charges for this Program *

9. The percentage of enrolled
students in 2017 receiving federal
student loans to pay for this
program *

10. The percentage of graduates in
2017 who took out federal student
loans to pay for this program *

11. Number of Students Who
Began the Program *
If none, indicate "0".

12. Number of Students Available
for Graduation *
If none, indicate "0".

13. Number of On-time Graduates
*
If none, indicate "0".

14. Completion Rate *
This is a calculated field based on #12 and #13.

39.62264

15. 150% Completion Rate

16. Is the above data taken from the Integrated Postsecondary Education Data System (IPEDS) of the United States Department of Education? *

- Yes No

3 - 2017 Program Data

Institution Information Program Name
Financial and Graduation Placement Data
Exam Passage Rate Salary Data



2017 BPPE Annual Report - Program - Placement Data

Display Instructions for #17 - #21 (Toggle)

17. Graduates Available for

Employment *

If none, indicate "0".

18

18. Graduates Employed in the

Field *

If none, indicate "0".

8

19. Placement Rate

This is a calculated field based on
#17 and #18.

44.44444

20. Graduates employed in the field...

20a. 20 to 29 hours per week *

If none, indicate "0".

0

20b. at least 30 hours per week *

If none, indicate "0".

8

21. Indicate the number of graduates employed...

21a. In a single position in the field of study *

If none, indicate "0".

21b. In concurrent aggregated positions in the field of study (2 or more positions at the same time) *

If none, indicate "0".

21c. Freelance/self-employed *

If none, indicate "0".

21d. By the institution or an employer owned by the institution, or an employer who shares ownership with the institution *

If none, indicate "0".

3 - 2017 Program Data

<u>Institution Information</u>	<u>Program Name</u>
<u>Financial and Graduation</u>	<u>Placement Data</u>
<u>Exam Passage Rate</u>	<u>Salary Data</u>



2017 BPPE Annual Report - Program - Exam Passage Rate

Display Instructions for #22 (Toggle)

22. Does this educational program lead to an occupation that requires State licensing? *

Yes No

You have indicated "No" for question #22, please proceed to 'Salary Data'.

3 - 2017 Program Data

- Institution Information Program Name
- Financial and Graduation Placement Data
- Exam Passage Rate Salary Data



2017 BPPE Annual Report - Program - Salary Data

Display Instructions for #39-41 (Toggle)

39. Graduates Available for Employment
This field is auto-populated based on your entry in #17.

18

40. Graduates Employed in the Field
This field is auto-populated based on your entry in #18.

8

41. Graduates Employed in the Field Reported receiving the following Salary or Wage:

For graduates employed in the field, indicate their salaries/earnings below. **If there are none in any specific range, indicate "0."**

\$0 - \$5,000 *

\$5,001 - \$10,000 *

\$10,001 - \$15,000 *

\$15,001 - \$20,000 *

\$20,001 - \$25,000 *

\$25,001 - \$30,000 *

\$30,001 - \$35,000 *

\$35,001 - \$40,000 *

\$40,001 - \$45,000 *

\$45,001 - \$50,000 *

\$50,001 - \$55,000 *

\$55,001 - \$60,000 *

\$60,001 - \$65,000 *

\$65,001 - \$70,000 *

\$70,001 - \$75,000 *

\$75,001 - \$80,000 *

\$80,001 - \$85,000 *

\$85,001 - \$90,000 *

\$90,001 - \$95,000 *

\$95,001 - \$100,000 *

Over \$100,000 *

3 - 2017 Program Data

[Institution Information](#) [Program Name](#)
[Financial and Graduation](#) [Placement Data](#)
[Exam Passage Rate](#) [Salary Data](#)



**Bureau for Private
 Postsecondary Education**
 Department of Consumer Affairs

2017 Annual Report

Program Data Workflow

(Printer Friendly Annual Report Instructions Document)
https://www.bppe.ca.gov/annual_report/instructions.pdf

2017 BPPE Annual Report - Program - Institution Data

Complete one 'Program Data' workflow (all applicable sections) for EACH educational program offered at the institution. If an institution offers the same program at the main location and a branch location, add the data together and submit one number for the program being reported.

1. Report Year *

2. Institution Code *

Enter institutional code (main location)

3. Institution Name *

If a valid institution code is entered in question #2, the institution name will auto-populate. If not, enter manually.



3 - 2017 Program Data

- Institution Information Program Name
- Financial and Graduation Placement Data
- Exam Passage Rate Salary Data



2017 BPPE Annual Report - Program - Program Name

Display Instructions for #4 - #6 (Toggle)

4. Name of Program *

Pharmacy Technician

5. Degree/Program Level *

Diploma/Certificate

6. Degree/Program Title *

Diploma/Certificate

Save Back Next



3 - 2017 Program Data

Institution Information Program Name
Financial and Graduation Placement Data
Exam Passage Rate Salary Data



2017 BPPE Annual Report - Program - Financial Data and Graduation Rates

Display Instructions for #7 - #16 (Toggle)

7. Number of Degrees or Diplomas

Awarded *

If none, indicate "0".

36

8. Total Charges for this Program *

\$ 3,045.00

9. The percentage of enrolled students in 2017 receiving federal student loans to pay for this program *

0

10. The percentage of graduates in 2017 who took out federal student loans to pay for this program *

0

11. Number of Students Who
Began the Program *
If none, indicate "0".

12. Number of Students Available
for Graduation *
If none, indicate "0".

13. Number of On-time Graduates
*
If none, indicate "0".

14. Completion Rate *
This is a calculated field based on
#12 and #13.

80

15. 150% Completion Rate

16. Is the above data taken from the Integrated Postsecondary
Education Data System (IPEDS) of the United States Department
of Education? *

Yes No

3 - 2017 Program Data

Institution Information Program Name
Financial and Graduation Placement Data
Exam Passage Rate Salary Data



2017 BPPE Annual Report - Program - Placement Data

Display Instructions for #17 - #21 (Toggle)

17. Graduates Available for
Employment *
If none, indicate "0".

31

18. Graduates Employed in the
Field *
If none, indicate "0".

15

19. Placement Rate
This is a calculated field based on
#17 and #18.

48.3871

20. Graduates employed in the field...

20a. 20 to 29 hours per week *
If none, indicate "0".

4

20b. at least 30 hours per week *
If none, indicate "0".

5

21. Indicate the number of graduates employed...

21a. In a single position in the field of study *
If none, indicate "0".

21b. In concurrent aggregated positions in the field of
study (2 or more positions at the same time) *
If none, indicate "0".

21c. Freelance/self-employed *
If none, indicate "0".

21d. By the institution or an employer owned by the
institution, or an employer who shares ownership
with the institution *
If none, indicate "0".

3 - 2017 Program Data

Institution Information Program Name
Financial and Graduation Placement Data
Exam Passage Rate Exam Passage Rate - Year 1
Exam Passage Rate - Year 2 Salary Data



2017 BPPE Annual Report - Program - Exam Passage Rate Data - 2017

Display Instructions for #23-30 (Toggle)

23. Name of the State licensing entity that licenses
this field *

California Board of Pharmacy

24. Name of State Exam *

None

25. Number of Graduates Taking State Exam *
If none, indicate "0".

0

26. Number Who Passed the State Exam *
If none, indicate "0".

0

27. Number Who Failed the State Exam
This is a calculated field based on #25 and #26.

0

28. Passage Rate

This is a calculated field based on #25 and #26.

0

29. Is this data from the State
licensing agency that administered
the exam? *

Yes No

30. If the response to #29 was "No" provide a description of the
process used for Attempting to Contact Students *


Student survey.

Save

Back

Next

3 - 2017 Program Data

<u>Institution Information</u>	<u>Program Name</u>	
<u>Financial and Graduation</u>	<u>Placement Data</u>	
<u>Exam Passage Rate</u>	<u>Exam Passage Rate - Year 1</u>	
<u>Exam Passage Rate - Year 2</u>	<u>Salary Data</u>	

2017 BPPE Annual Report - Program - Exam Passage Rate Data - 2016

Display Instructions for #31-38 (Toggle)

31. Name of the State licensing entity that licenses this field *

California Board of Pharmacy

32. Name of State Exam *

None

33. Number of Graduates Taking State Exam *
If none, indicate "0".

0

34. Number Who Passed the State Exam *
If none, indicate "0".

0

35. Number Who Failed the State Exam
This is a calculated field based on #33 and #34.

0

36. Passage Rate

This is a calculated field based on #33 and #34.

0

37. Is this data from the State licensing agency that administered the State exam? *

- Yes No

38. If the response to #37 was "No" provide a description of the process used for Attempting to Contact Students *

Student surveys

3 - 2017 Program Data

<u>Institution Information</u>	<u>Program Name</u>
<u>Financial and Graduation</u>	<u>Placement Data</u>
<u>Exam Passage Rate</u>	<u>Exam Passage Rate - Year 1</u>
<u>Exam Passage Rate - Year 2</u>	<u>Salary Data</u>



2017 BPPE Annual Report - Program - Salary Data

Display Instructions for #39-41 (Toggle)

39. Graduates Available for Employment
This field is auto-populated based on your entry in #17.

31

40. Graduates Employed in the Field
This field is auto-populated based on your entry in #18.

15

41. Graduates Employed in the Field Reported receiving the following Salary or Wage:

For graduates employed in the field, indicate their salaries/earnings below. If there are none in any specific range, indicate "0."

\$0 - \$5,000 *

\$5,001 - \$10,000 *

\$10,001 - \$15,000 *

\$15,001 - \$20,000 *

\$20,001 - \$25,000 *

\$25,001 - \$30,000 *

\$30,001 - \$35,000 *

\$35,001 - \$40,000 *

\$40,001 - \$45,000 *

\$45,001 - \$50,000 *

\$50,001 - \$55,000 *

\$55,001 - \$60,000 *

\$60,001 - \$65,000 *

\$65,001 - \$70,000 *

\$70,001 - \$75,000 *

\$75,001 - \$80,000 *

\$80,001 - \$85,000 *


\$85,001 - \$90,000 *

\$90,001 - \$95,000 *

\$95,001 - \$100,000 *

Over \$100,000 *

Institution Information



Bureau for Private Postsecondary Education

Department of Consumer Affairs

2017 Annual Report

Program Data Workflow

(Printer Friendly Annual Report Instructions Document)
(https://www.bppe.ca.gov/annual_report/instructions.pdf)

2017 BPPE Annual Report - Program - Institution Data

Complete one 'Program Data' workflow (all applicable sections) for EACH educational program offered at the institution. If an institution offers the same program at the main location and a branch location, add the data together and submit one number for the program being reported.

1. Report Year *
2017

2. Institution Code *
Enter institutional code (main location)
5001211

3. Institution Name *
If a valid institution code is entered in question #2, the institution name will auto-populate. If not, enter manually.
Abrams College

Program Name

2017 BPPE Annual Report - Program - Program Name

Display Instructions for #4 - #6 (Toggle)

Checked

Instructions

(Printer Friendly Annual Report Instructions Document)

(https://www.bppe.ca.gov/annual_report/2016_annual_report.shtml)

4. Name of Program? Indicate the name of the program e.g., Business Administration, Cosmetology, Medical Assisting.

5. Degree/Program Level? Indicate the level of degree for the program you are entering, (e.g., Doctorate, Master, Bachelor, Associate, diploma/certificate or other.) If you indicate 'Other', please enter the Program Level in #5a.

6. Degree/Program Title? Indicate the title of the degree for the program you are entering e.g., Ph.D., Master of Science, Bachelor of Arts, Occupational Associate. If you indicate 'Other Doctorate', 'Other Master', 'Other Bachelor', 'Other Associate', or 'Other', please specify the Program Title in #6a.

4. Name of Program *

Emergency Medical Technician

5. Degree/Program Level *

Diploma/Certificate

6. Degree/Program Title *

Diploma/Certificate

Financial and Graduation

2017 BPPE Annual Report - Program - Financial Data and Graduation Rates

Display Instructions for #7 - #16 (Toggle)

Checked

Instructions

(Printer Friendly Annual Report Instructions Document)

(https://www.bppe.ca.gov/annual_report/2016_annual_report.shtml)

7. Number of Degrees or Diplomas Awarded? Indicate the number of students

receiving a degree or diploma for this program during the reporting year.

8. Total Charges for this program? Indicate the total charges for a student to complete the program within 100% of the program length. If the total charges fluctuated during the reporting year, indicate the highest amount charged for this program during the reporting year. Total charges include all amounts paid for the program. It includes books, uniforms or other charges if those charges are for costs that are required for participation in the educational program.

9. The percentage of enrolled students in 2016 receiving federal student loans to pay for this program. Indicate the percentage of students enrolled in this program who received federal student loans to pay for this program. Divide the total number of students enrolled in this program, who received federal student loans to pay for this program, by the total number of students enrolled in this program.

10. The percentage of graduates in 2016 who took out federal student loans to pay for this program. Indicate the percentage of graduates from this program, who received federal student loans to pay for this program. Divide the total number of 2016 graduates from this program, who took out federal student loans to pay for this program, by the total number of 2016 graduates from this program.

11. Number of Students Who Began the Program? Indicate the number of students who began the program who are scheduled to complete the program in the year being reported, exclude all students who cancelled during the cancellation period, 5 CCR §74112(d)(1). If the institution has a main campus with branches and/or satellites provide the total number enrolled at all locations.

12. Students Available for Graduation? Indicate the number of students available for graduation for the program being reported. This number should be the number of students who began the program (#11 above) minus the number of students who have died, been incarcerated or been called to active military duty (CEC §94928(f) & (g)).

13. On-time Graduates? Of the students available for graduation (#12 above), indicate the number of students who completed the program within 100% of the published program period within the calendar year being reported (5 CCR §74112(d)(2)).

14. Completion Rate? Indicate the number of graduates (from #13 above) divided by the number of students available for graduation (#12 above). **A "rate" is a percentage and should never be more than 100%** (CEC §94929(a), 94928(f) & (g), and 5 CCR §74112(h)).

15. 150% Completion Rate? If the institution tracks 150% completion rate, indicate the number of students who completed the program in the reported calendar year within 150% of the published program length, including on-time graduates, divided by the number of students available for graduation (#12 above). **A "rate" is a percentage and should never be more than 100%** (5 CCR §74112(h)(I)).

16. Is the above data taken from the Integrated Postsecondary Education Data System (IPEDS) of the United States Department of Education? Indicate "yes" if the information was taken from the data that was reported to IPEDS; Indicate "no" if it was not. If this institution does not participate in Title IV financial aid programs it most likely does not report to IPEDS.

7. Number of Degrees or Diplomas

Awarded *

If none, indicate "0".

164

8. Total Charges for this Program *

\$1,345.00

9. The percentage of enrolled students in 2017 receiving federal student loans to pay for this program *

0

10. The percentage of graduates in 2017 who took out federal student loans to pay for this program *

0

11. Number of Students Who Began the Program *

If none, indicate "0".

180

12. Number of Students Available for Graduation *

If none, indicate "0".

180

13. Number of On-time Graduates *

If none, indicate "0".

164

14. Completion Rate *

This is a calculated field based on #12 and #13.

91.11111

15. 150% Completion Rate

0

16. Is the above data taken from the Integrated Postsecondary Education Data System (IPEDS) of the United States Department of Education? *

No

Placement Data

2017 BPPE Annual Report - Program - Placement Data

Display Instructions for #17 - #21 (Toggle)

Checked

Instructions

(Printer Friendly Annual Report Instructions Document)

(https://www.bppe.ca.gov/annual_report/2016_annual_report.shtml)

CEC § 94929.5 requires institution report placement data for every program that is designed or advertised to lead to a particular career, or advertised or promoted with any claim regarding job placement.

17. Graduates Available for Employment? Indicate the number of individuals awarded a degree, diploma or certificate in the 2016 reporting year minus the number of graduates that either died, became incarcerated, were called to active military duty, were international students that left the United States or did not have a visa allowing employment in the United States or, are continuing their education in an accredited or bureau-approved postsecondary institution (CEC §94928(d) & (f)).

18. Graduates Employed in the Field? Number of graduates, (#17 above) who are gainfully employed in a single position for which the institution represents the program prepares its graduates within six months after a student completes the applicable educational program. For occupations for which the state requires passing an examination, the period of employment shall begin within six months of the announcement of the examination results for the first examination available after a student completes an applicable educational program (CEC §94928(e)).

19. Placement Rate? Indicate the number of graduates employed in the field (#18 above) divided by the number of graduates available for employment (#17 above.)
A "rate" is a percentage and should never be more than 100% (5 CCR §74112(i) (4)).

17. Graduates Available for
 Employment *
 If none, indicate "0".
120

18. Graduates Employed in the
 Field *
 If none, indicate "0".
64

19. Placement Rate
 This is a calculated field based on
 #17 and #18.
53.33333

20. Graduates employed in the field...

20a. 20 to 29 hours per week *
 If none, indicate "0".
8

20b. at least 30 hours per week *
 If none, indicate "0".
49

21. Indicate the number of graduates employed...

21a. In a single position in the field of study *
If none, indicate "0".

61

21b. In concurrent aggregated positions in the field of
study (2 or more positions at the same time) *
If none, indicate "0".

3

21c. Freelance/self-employed *
If none, indicate "0".

1

21d. By the institution or an employer owned by the
institution, or an employer who shares ownership
with the institution *
If none, indicate "0".

2

Exam Passage Rate

2017 BPPE Annual Report - Program - Exam Passage Rate

Display Instructions for #22 (Toggle)

Not Checked

22. Does this educational program lead to an occupation that requires State licensing?

*

Salary Data

2017 BPPE Annual Report - Program - Salary Data

Display Instructions for #39-41 (Toggle)

Not Checked

39. Graduates Available for Employment
This field is auto-populated based on your entry in #17.

120

40. Graduates Employed in the Field
This field is auto-populated based on your entry in #18.

64

41. Graduates Employed in the Field Reported receiving the following Salary or Wage:

For graduates employed in the field, indicate their salaries/earnings below. **If there are**

none in any specific range, indicate "0."

\$0 - \$5,000 *

\$5,001 - \$10,000 *

\$10,001 - \$15,000 *

\$15,001 - \$20,000 *

\$20,001 - \$25,000 *

\$25,001 - \$30,000 *

\$30,001 - \$35,000 *

\$35,001 - \$40,000 *

\$40,001 - \$45,000 *

\$45,001 - \$50,000 *

\$50,001 - \$55,000 *

\$55,001 - \$60,000 *

\$60,001 - \$65,000 *

\$65,001 - \$70,000 *

\$70,001 - \$75,000 *

\$75,001 - \$80,000 *

\$80,001 - \$85,000 *

\$85,001 - \$90,000 *

\$90,001 - \$95,000 *

\$95,001 - \$100,000 *

Over \$100,000 *